

Only use

our original

Leather-packings

and Spare Parts!

To be obtained

from all the leading

ship-chandlers and

suppliers to Fire Brigades

Beware of imitations!



Registered Trade Mark

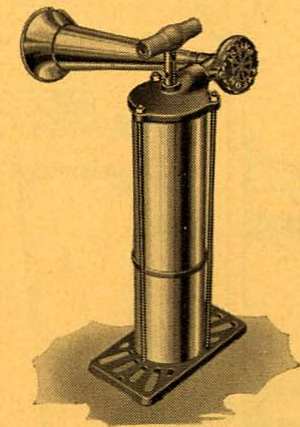
Directions for use

for

TYFON T 75 B (FOG HORN)

and

TYFON T 75 C (FIRE ALARM HORN)



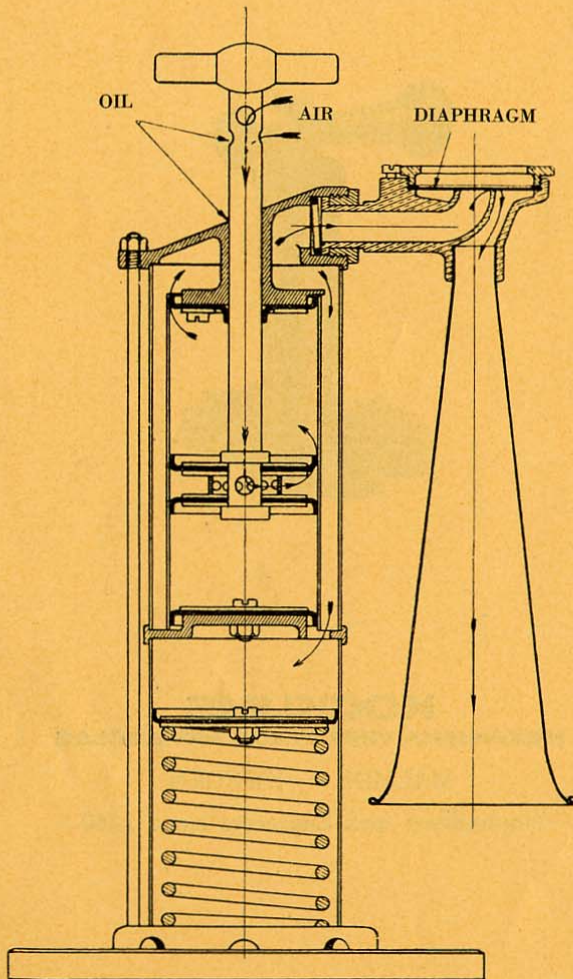
KOCKUMS

MEKANISKA VERKSTADS AKTIEBOLAG

MALMÖ — SWEDEN

Shipbuilders and Engineers since 1840.

THE FOG HORN (OR THE FIRE ALARM HORN) consists of an airpump and the Tyfon.

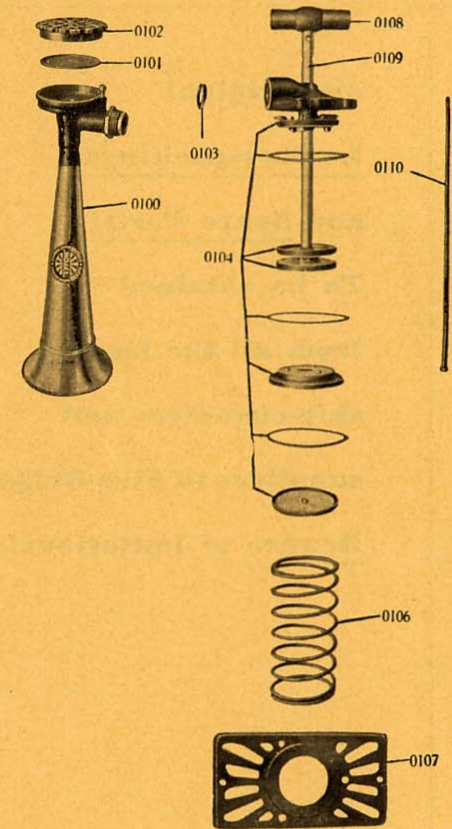


PUMP. The leather packings of the pump should be kept well oiled. This is done when necessary by injecting the thinnest lubricating oil (e. g. sewing-machine oil) through intake openings in the pump rod as well as on the edge between the pump rod and the pump. The oil is then distributed by pumping vigorously and turning the pump rod.

By screwing off the nuts of the three stay-bolts the pump can be completely disassembled for cleaning. In reassembling it is of the greatest importance to see: **that** the leather packings do not get jammed, **that** the inner pump is fixed properly, **that** the packings, which tighten against the edges of the pipes are not damaged, and **that** the pipes everywhere rest on these packings and not on the outer edges of the cover or the bottom.

TYFON. Sound is produced in the Tyfon by means of a thin brass diaphragm, which at every vibration strikes against the edge of the exhaust pipe. If dirt gets caught between the diaphragm and this edge the sound produced will not be pure. To clean the apparatus the lock-screw is first unscrewed and then the cover taken off. After wiping the Tyfon the cover is fixed on in that position, where a pure tone and the most powerful sound is obtained. This is easily found by pumping and turning the cover simultaneously. See that the rubberring is correctly placed between diaphragm and cover.

SPARE PARTS
to
TYFON T 75 B & T 75 C.



Type	Reference Number							
	Horn	Diaphragm with rubber-ring	Diaphragm ring	Spring washer	Leather valves	Spiral spring	Pump rod	Handle of wood
T 75.B & C	0100	0101	0102	0103	0104	0106	0109	0108